







LAB EMERGENCY

Call **911** (from a campus phone) or 310-825-1491 from a cell phone

<p>Medical Emergency Dial 911 or x52111</p> 	<p>LIFE THREATENING EMERGENCY, AFTER HOURS, WEEKENDS AND HOLIDAYS: Dial 911 (or 310-825-1491 from cell phone) or contact the Ronald Reagan UCLA Medical Center (emergency room) directly at x52111 (located at 757 Westwood Plaza, enter from Gayley Avenue). <i>Note: All serious injuries must be reported to EH&S at x59797 within 8 hours.</i></p> <p>NON-LIFE THREATENING EMERGENCY: Go to the Occupational Health Facility (OHF), x56771, CHS room 67-120 (This is on the 6th floor, 7th corridor, room 120. Enter through the School of Dentistry on Tiverton Drive and proceed to the "O" elevator to the 6th floor.)Hours: M - F, 7:30 a.m. to 4:30 p.m. At all other times report to Ronald Regan UCLA Medical Center (emergency room) at x52111. <i>Note: All serious injuries must be reported to EH&S at x59797 within 8 hours.</i></p> <p>Needle stick/puncture exposure: Wash the affected area with antiseptic soap and warm water for 15 minutes. For mucous membrane exposure, flush the affected area for 15 minutes using an eyewash station. Page the needle stick nurse by dialing 231 from a campus phone, enter 93333 when prompted and then enter your extension. Hours: M – F, 8:00 a.m. to 4:00 p.m. At all other times report to Ronald Regan UCLA Medical Center (emergency room) at x52111. <i>Note: All needle stick/puncture exposures must be reported to EH&S at x59797 within 8 hours.</i></p>
<p>Fire Dial 911</p> 	<p>SMALL FIRE (trash can size) – If you have been trained, you may put out the fire using a fire extinguisher. Report the fire by calling 911. Notify EH&S at x59797 and the Facilities Management Trouble Call Desk x59236 anytime a fire extinguisher is used or discharged.</p> <p>LARGE FIRE (requiring more than 1 fire extinguisher) – Evacuate the area. Close all doors and windows as you leave. Close the fume hood sash if the fire is in the fume hood. Activate the nearest alarm. Call 911 (or 310-825-1491 from cell phone). Evacuate the area using the stairwells. Do not use the elevator.</p> <p>CLOTHES ON FIRE – Use nearest safety shower. If none immediately available, STOP-DROP-ROLL to quickly smother the fire. Seek medical attention. Notify supervisor and EH&S at x59797 immediately.</p>
<p>Chemical Spill Dial 911 and x59797</p> 	<p>SPILL – Help contaminated or injured persons. Evacuate the spill area. Avoid breathing vapors. Eliminate sources of ignition if the chemical is flammable. If possible, confine the spill to a small area using a spill kit or absorbent material. Keep others from entering contaminated area (e.g., use caution tape, barriers, etc.).</p> <p>SMALL (<1 L) – If you have training, you may assist in the clean-up effort. Use appropriate personal protective equipment and clean-up material for chemical spilled. Double bag spill waste in clear plastic bags, label and take to the next chemical waste pick-up.</p> <p>LARGE (>1 L) – Dial 911 (or 310-825-1491 from cell phone) and EH&S at x59797 for assistance.</p> <p>CHEMICAL SPILL ON BODY OR CLOTHES – Remove clothing and rinse body thoroughly in emergency shower for at least 15 minutes. Seek medical attention. Notify supervisor and EH&S at x59797 immediately.</p> <p>CHEMICAL SPLASH INTO EYES – Immediately rinse eyeball and inner surface of eyelid with water for 15 minutes by forcibly holding the eye open. Seek medical attention. Notify supervisor and EH&S at x59797 immediately.</p>
<p>Bio-hazardous Spill Dial 911 and x59797</p> 	<p>CONCENTRATED, >100 ml OF BSL- 2 OR SPILL IN PUBLIC AREA – Do not attempt to clean it up. Keep people from entering. Dial 911 (or 310-825-1491 from cell phone) and EH&S at x59797 for assistance.</p> <p>BIOHAZARDOUS SPILL ON BODY OR CLOTHES – Immediately remove contaminated clothing and place in a red biohazard bag. Wash with antiseptic soap and water for at least 15 minutes. Seek medical attention. Notify supervisor and EH&S at x59797 immediately.</p> <p>GENERAL BIOHAZARD SPILL CLEAN-UP – Use clean personal protective equipment appropriate for the lab Biosafety Level. Place absorbent pads over area. Use appropriate disinfectant and carefully pour disinfectant starting from the outside to the inside of material (do not spray the disinfectant to minimize aerosol). Allow a minimum 20 minutes of contact time. Remove any sharps using forceps and discard in a sharps container. Dispose clean-up materials as biohazardous waste for proper waste disposal. Repeat clean-up process as necessary. Remove protective clothing and segregate for disposal or laundering. Wash hands with soap and water. Notify supervisor and EH&S at x59797 immediately.</p> <p>UNCONTROLLED SPILLS (e.g., unknown biohazard, outside of a biosafety cabinet, unsure of the clean-up) – Notify room occupants of spill. Immediately exit the room if you are not wearing the appropriate personal protection. Mark-off the area using tape and warning signs. Everyone should wash their hands and face or shower using a disinfecting soap. Wait at least 30 minutes for aerosol to settle. Dial 911 (or 310-825-1491 from cell phone) and EH&S at x59797 for assistance.</p>
<p>Radioactive Spill Dial 911 and x59797</p> 	<p>SMALL (≤ 1 mCi, contained in labs, not in public areas and non-alpha emitters) – Cover spill with absorbent material. Notify others in the area of the spill. If comfortable, continue clean-up of the area with absorbent materials. Use disposable gloves and change frequently. Place all contaminated materials in a radioactive waste bag. Monitor spill area and all personnel participating in decontamination efforts with appropriate survey instrument. Record incident in the laboratory survey log and call Radiation Safety at x59797.</p> <p>LARGE (≥ 1 mCi, not contained in labs, in public area or alpha-emitters) – Contain spill with absorbent material and shield spill if necessary. Evacuate all personnel from immediate area and prevent entry of others. Personnel that are potentially contaminated should be surveyed with appropriate survey instruments. Dial 911 (or 310-825-1491 from cell phone) and EH&S at x59797 for assistance.</p> <p>PERSONAL CONTAMINATION – Immediately remove contaminated clothing. Rinse area, especially between fingers and around fingernails with water first, then wash with mild detergent. Dial 911 (or 310-825-1491 from cell phone) and EH&S at x59797 for assistance.</p>
<p>Earthquake</p> 	<p>DURING EARTHQUAKE - Take cover in the laboratory underneath a table or desk or move to the hallway and brace yourself against the wall, covering your head with your arms. After the shaking has stopped:</p> <ul style="list-style-type: none">• Remain in the building if the quake was minor.• Evacuate the building if the quake was severe. Do not use the elevators; use the stairwells.• After evacuation, report to your designated meeting place (refer to UCLA Campus Evacuation Map: http://ehs.ucla.edu/Pub/EvacMap.pdf).

Note: All serious injuries must be reported to the EH&S Hotline at x59797 within 8 hours.

All fires, large spills and exposures must be reported to the EH&S Hotline at x59797 as soon as possible.