

Social Welfare PhD Program Information Session

Ian W. Holloway, PhD, LCSW, MPH
Associate Professor
Doctoral Program Chair

October 25, 2018



Overview

- Welcome
- Faculty Introductions
- Staff and Student Introductions
- PhD Program Overview
 - Admissions
 - Curriculum
 - Financial Aid
 - Student Perspectives
- Q & A

Introductions

- Faculty
- Staff
- Students



Tanya
Youssephzadeh



Ian Holloway

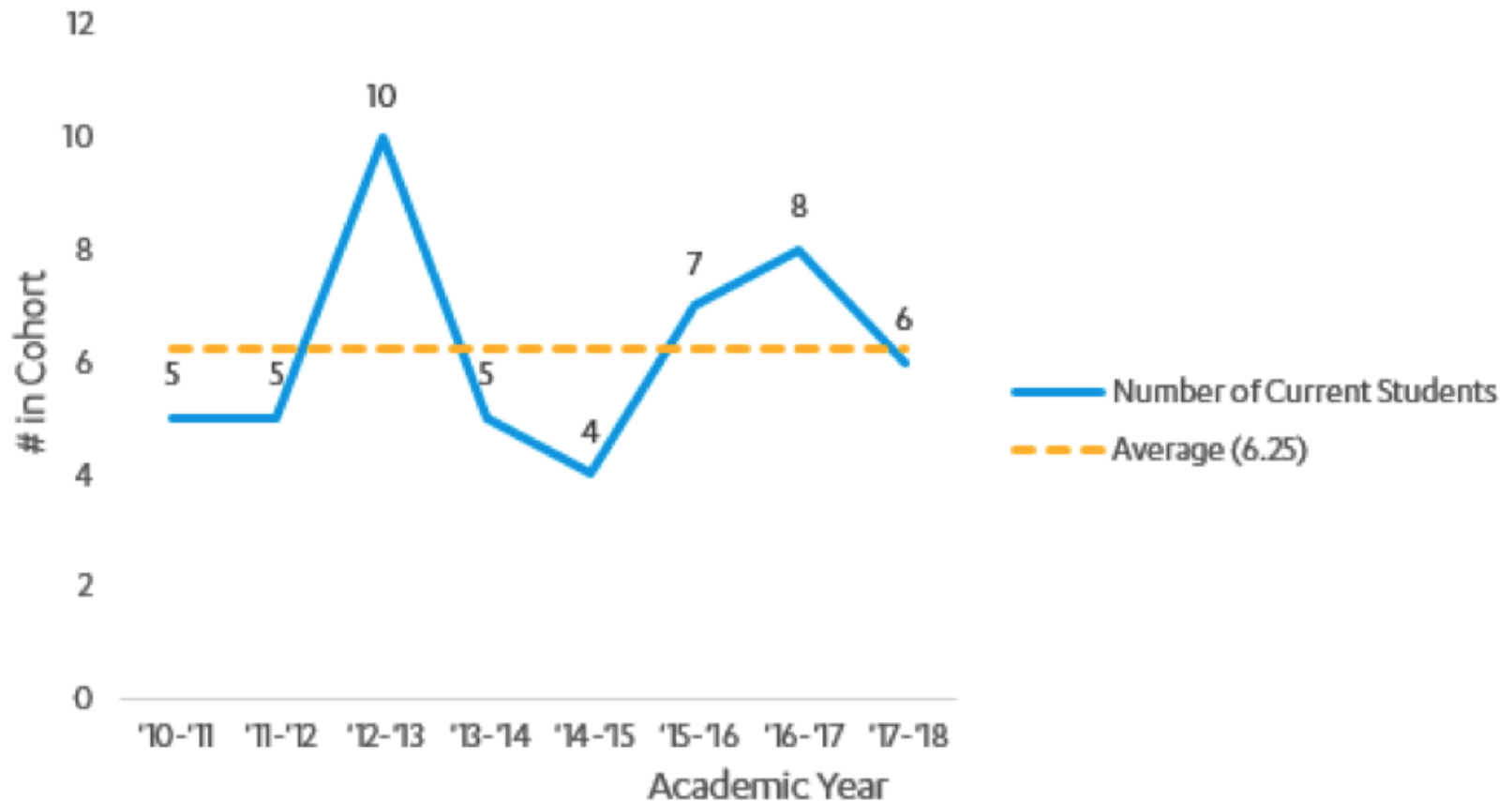


Tiffany Bonner

Admissions

- Application due dates: 12/15 for fellowship consideration, 1/10 for general consideration
- Application materials
 - UCLA Graduate Online Application
 - ONE official copy of transcripts from each college or university attended in the US or abroad.
 - [GPA Worksheet](#). This worksheet calculates Grade Point Average for the end of your undergraduate education and graduate school.
 - Official copy of GRE scores earned within the last five years.
 - TOEFL or IELTS scores, if your native language is not English
 - Three letters of recommendation from individuals familiar with your academic and scholarly work. At least one of the references must be from a professor who has taught you.
 - A two- or three-page typed personal statement describing:
 - Your reasons for pursuing doctoral education at UCLA Luskin at this time;
 - Specific academic and work experiences that have prepared you for doctoral education;
 - Your educational objectives while in the doctoral program; and
 - Your future professional objectives.
 - Curriculum vitae
 - Writing Sample. Evidence of ability to think creatively and to write clearly. Published articles, a master's thesis, unpublished papers, or term papers may be submitted as evidence.

Number of Doctoral Students per Cohort

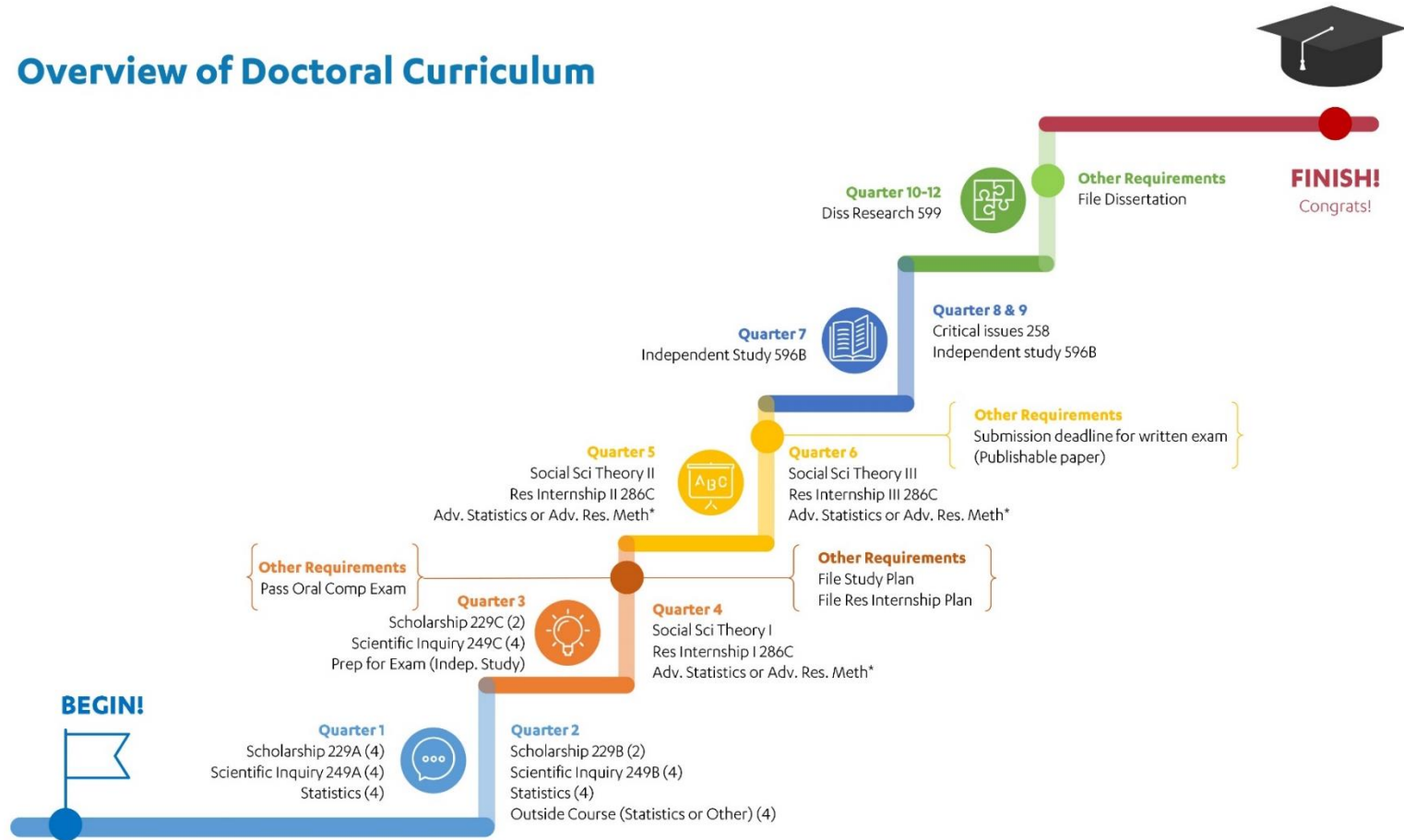


Curriculum

- Tailored interdisciplinary program of study
 - Coursework
 - Personalized instruction
 - Applied research
- Substantive and methodological knowledge consonant with cutting-edge scholarship in an area of specialization
- Students publish in scholarly journals, present at national conferences, and submit extramural proposals to support their independent research
- Professional development seminars and workshops on a variety of topics
- It is possible to complete the program in four years, although some take a year longer.

Doctoral Curriculum

Overview of Doctoral Curriculum



Notes: numbered courses are those offered by SW Dept.
 * Occasionally we offer SW286B courses (advanced research methods) that can fulfill this requirement

First Year Coursework

- The Craft of Social Work Scholarship (SW 229ABC)
- Scientific Inquiry (SW 249ABC)
- Statistics Courses (3 quarters)
 - Education
 - Public Health
 - Sociology
- Pass Oral Comprehensive Examination
- File Study Plan and Research Internship Plan

Second Year Coursework

- 3 Social and Behavioral Science Courses
- 3 Quarters of Research Internship (SW 286C)
- 3 Advanced Research Methods Courses
- Additional Courses
- Complete Mentored Research Internship

Other Program Requirements

- Coursework
 - Additional courses & Independent Study
 - Dissertation Seminar (SW 258) 2 quarters
 - Independent Research (599)
- Approved Written Comprehensive Examination
- Dissertation Committee Appointed
- Dissertation Proposal Developed
- Pass Oral Defense of Dissertation Proposal
- Defend Dissertation

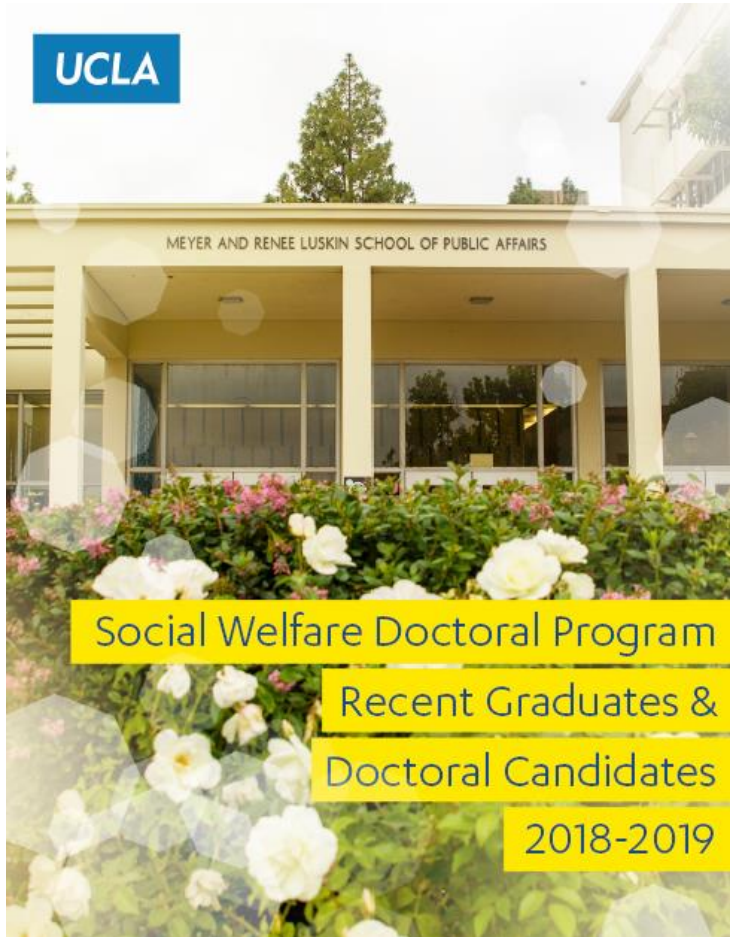
Financial Aid

- Financial aid packages include full tuition plus stipends in the first two years
- University fellowships and paid teaching and research assistantships in years three through five.
- Full-time students will be expected to enroll in twelve units of study each quarter.
- Our students are typically funded for at least the first four years of study.

Financial Aid

- Eugene V. Cota-Robles Fellowship
- Luskin Graduate Fellowship Fund
- Olive M. Stone Scholarship Endowment
- Leon and Toby Gold Endowed Fellowship in Care of the Elderly
- James and Judy Bergman Endowed Fellowship
- Graduate Research Mentorship Programs
- Graduate Summer Mentorship Programs
- Dissertation-Year Fellowships

Alumni



- Graduates go on to secure academic positions at top-tier research universities across the world
 - UC Berkeley
 - Columbia University
 - Brown University
 - NYU
 - Fudan University
 - London School of Economics
 - University of Washington
 - USC
- Job Seekers Program for students on the academic job market

Student Perspectives



Rachel
Wells



Brenda
Tully



Carol
Leung



Melanie
Sonsteng

Q & A

•• UCLA ••

Thank You!

Ian W. Holloway, PhD, LCSW, MPH
Associate Professor
Doctoral Program Chair
Department of Social Welfare
UCLA Luskin School of Public Affairs
holloway@luskin.ucla.edu
(310) 825-7840