



Turn On System

- TV:
Use the remote - point at the TV and press the Power Button.
- Podium PC will/should already be on.



Remote – HDMI – Mouse
Keyboard



DO NOT MOVE THE TV OR THE PODIUM

Connecting a laptop (Mac or PC)


- Use HDMI cable OR...
- Use HDMI cable+USB-C Adapter

Auto-switching will occur

(give it about 5 seconds to switch)

*Mac Laptops – Switch Audio to Samsung TV

*PC Laptops – Should switch to TV Audio



Zoom Camera and Mic

- 2 Options for Camera:
- 1 Cam On Tripod (Must be plugged in)
- 1 Cam on PC (facing speaker)
CHOOSE IN ZOOM VIDEO OPTION
- Audio: Flat Mic on the podium
(Both are SET in ZOOM already as defaults on the podium PC)



Turning off the TV (not the PC)

- Press the power button on the remote.

For support contact:
[Luskin IT Support \(310.206.6767\)](tel:310.206.6767)
Email: ITSUPPORT@LUSKIN.UCLA.EDU

PLEASE DO NOT SHUT DOWN THE PC

DO NOT MOVE THE TV OR THE PODIUM

5391 Classroom Quick Guide